

Kimberley School of the Air



School Report

2017

OUR SCHOOL MISSION

To ensure students at Kimberley School of the Air develop the knowledge, skills and understanding that will enable them to engage effectively and prosper in a globalised world.

School Profile

Kimberley School of the Air is located in the West Kimberley town of Derby. Derby is approximately 3000km north of Perth. KSOTA services children from all over the Kimberley who for a variety of reasons can't access regular schooling. KSOTA services children from Cattle Stations, remote Aboriginal communities, tourist facilities, research facilities, roadhouses, remote National Parks and travelling families. We are part of the SOTA network of schools which cover the state of Western Australia.

The model of Distance Education employed by the all the 5 Schools of the Air is iconic in the history of the outback. In the past lessons were delivered by radio. Teachers at KSOTA now use computers and the internet as the platform for air lessons. KSOTA uses the work packages developed by SIDE (School of Isolated and Distance Education) as the cornerstone of the Curriculum delivery to our students.

The school is committed to providing an environment that fosters a positive attitude towards learning that will ensure that all students have the opportunity to develop the knowledge, skills and confidence to achieve their potential and contribute meaningfully to society.

Our Objectives

1. Prepare students to have a valuable and successful role in society.
2. Comply with WA Department of Education Policy and initiatives.
3. Ensure our school is a good school.
4. Provide practical support and a proactive communication network with all stakeholders involved with the learning programme of our students.
5. Deliver meaningful accountability.

PRINCIPAL'S REPORT

In a lot of ways 2017 was a continuation of the processes that have been commented on in previous school reports.

We saw the roll out of some more SIDE sets. This in itself is no small thing as the SIDE sets form a central part to how we present our curriculum to the students. Having state of the art "sets" that are aligned to the current Curriculum is a very important.

The set work forms the core and the teachers through their on air lessons value add to the curriculum being presented in the sets. Teachers continue to refine how their time with the students is spent and how we can get the best value in the small windows of time available.

The first semester of 2017 saw KSOTA run with teachers taking subjects instead of classes. This gave a chance for some specialisation and the exposure of children to different teachers. Like a lot of small schools KSOTA has only so many teachers and children made have the same teachers for multiple grades. Organising the structure like this enabled some "respite" for students and teachers alike.

After the first semester it was decided that that particular structure whilst giving some respite in some instances another model was more what was needed for a variety of reasons.

Teachers were reassigned to their class full time and a model of "Individualised" lessons was introduced. This model meant that the teacher was teaching the whole class group each day but across the week they were having one on one lessons with each child in their class.

The one on one lesson model is a great initiative at KSOTA. Small class numbers make the perfect setting for committed teachers to be in a position where they can develop highly specialised IEP's which enable the pinpointing of learning areas.

This move to the current model of "one on one" lessons, coupled with Air Lessons that are targeted to the new Curriculum and the state of the art sets being used point to a school that has undergone a sigma shift in how it does its core business.

This sigma shift is further highlighted by the way we collect data and what data we collect. Our current regime is highlighted in the STL report section of this document.

During 2017 we at KSOTA carried out:

1. Home visits
2. Home Tutors Seminar
3. School assemblies and special days.
4. Sports Camp –Derby
5. ECE Camp Broome
6. SOTA Muster Perth
7. All normal teaching and learning programmes.

NAPLAN

KSOTA takes NAPLAN seriously. The children undertaking NAPLAN at our school get to do the tests in proper test conditions like students in mainstream schools.

The school has a “Home Tutor Seminar” each year. The HTS is a weeklong event where all of the families attend a weeklong camp that we hold each year at the Broome Camp School.

The camp is a great opportunity for the students to socialise with their peers, work with their teachers and generally enjoy a Primary School Camp. The school also uses this time when all the school is together to bring a formal exam setting to the students are sitting NAPLAN. Students will put on Uniforms and sit the tests in a formal classroom test setting.

Putting the children into a formal setting means a “real world” experience for them and the results are more easily validated.

Because of our school size I cannot publish graphs and results.

Data collection

KSOTA is data driven like any school. We need to maximise what we can achieve in the small amount of face to face time that we can achieve with our students. The data drives teaching and learning and also extension and IEP development.

The testing schedule and deadlines for data collection is included below.

Term	Assessment	Week	Event	Year Groups
Term 1	On Entry Testing	Weeks 1-5	Home Visits	K PP (Yr 1 Yr 2)
	Diana Rigg Placement Test	By week 3	On Air	1-7
	PM / Probe Reading	By week 3	Home Visits – On Air	PP – Yr 7
	PAT-Maths	By week 6	Online	
Term 2	NAPLAN	Week 3	HTS Camp	Yr 3 Yr 5 Yr 7
	PM / Probe Reading	By week 3	Home Visits – On Air	PP – Yr 7
	Spellodrome Spelling	Week 3	HTS Camp	PP – Yr 7
	Sem 1 IEP Assessments	Weeks 1-7	Home Visits – On Air	PP – Yr 7
Term 3	PM / Probe Reading	By week 3	Home Visits – On Air	PP – Yr 7
	Diana Rigg Placement test	By week 3	On Air	1-7
	MTS Maths Assessment	Week 3	Term 3 camp	PP – Yr 7
	PEAC Testing	Week 3	TBC	Yr 4
Term 4	Final IEP Assessments	Weeks 1-7	Home Visits – On Air	PP – Yr 7
	PM / Probe Reading	By week 3	Home Visits – On Air	PP – Yr 7
	Spellodrome Spelling	By Week 5	Home Visits – On Air	PP – Yr 7

The Data collected helps teacher to tailor IEP’s and one on none learning programmes so that the students at KSOTA have the best chance to optimise their learning experiences at KSOTA.

Highlights

Amongst the highlights across the year two events stand out.

Governor's visit

During Term 3 we were very lucky to have a visit from the Governor of WA, The Honourable Kerry Sanderson.

The Governor was treated to a fantastic assembly where most of the children had prepared presentations and they all were given the chance to speak with our very special guest when they told her about their homes and their families.



The Honourable Kerry Sanderson with KSOTA staff.

Sports Camp

Term 3 saw a lot of KSOTA families and Home Tutors come into Derby for a Sports Camp.

Students got to work with their teachers, but the emphasis for the middle and upper students was on training for the School Athletics Interschool Carnival that is held each year at Muster in Perth.

Whilst the older students trained for Leader Ball, Passball, Tunnelball, Circle Ball, relays and flat races the younger students had mini carnivals of their own.

It was a great opportunity for all who attended to participate in Team Activities.

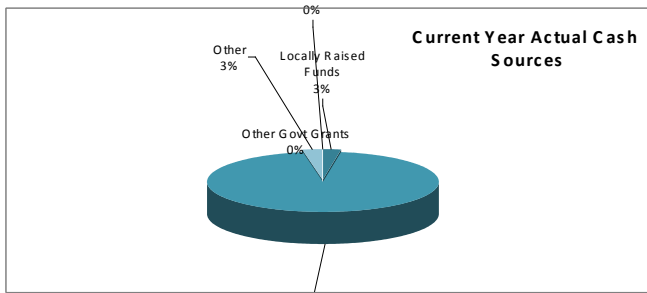
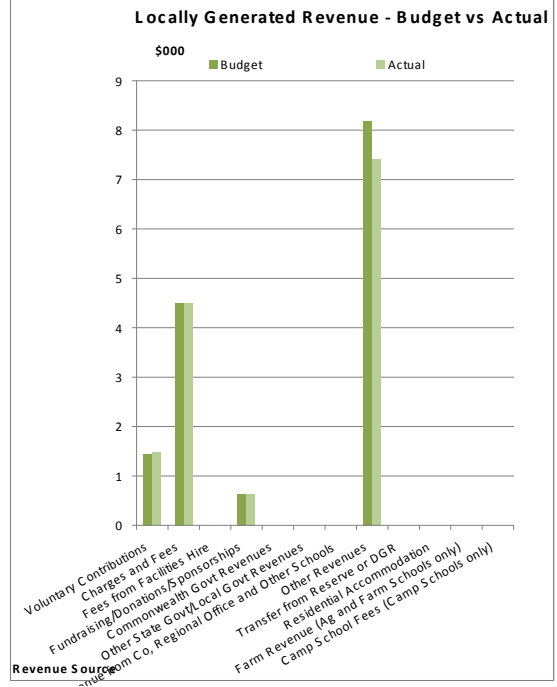
The Home Tutors who attended were able to attend some Art activity workshops and network amongst one another.



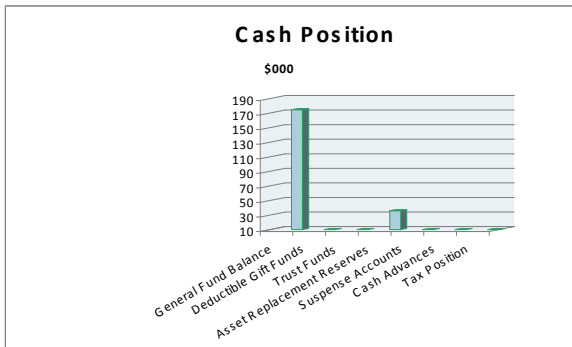
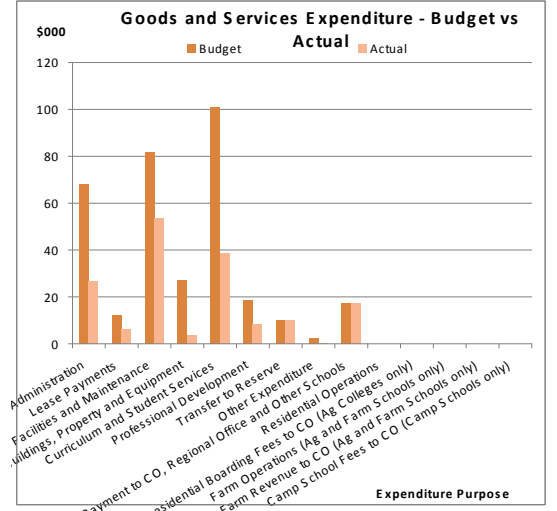


Kimberley SOTA
Financial Summary as at
31st December 2017

	Revenue - Cash & Salary Allocation	Budget	Actual
1	Voluntary Contributions	\$ 1,440.00	\$ 1,470.00
2	Charges and Fees	\$ 4,500.00	\$ 4,500.00
3	Fees from Facilities Hire	\$ -	\$ -
4	Fundraising/Donations/Sponsorships	\$ 630.00	\$ 630.00
5	Commonwealth Govt Revenues	\$ -	\$ -
6	Other State Govt/Local Govt Revenues	\$ -	\$ -
7	Revenue from Co, Regional Office and Other Schools	\$ -	\$ -
8	Other Revenues	\$ 8,185.59	\$ 7,410.50
9	Transfer from Reserve or DGR	\$ -	\$ -
10	Residential Accommodation	\$ -	\$ -
11	Farm Revenue (Ag and Farm Schools only)	\$ -	\$ -
12	Camp School Fees (Camp Schools only)	\$ -	\$ -
	Total Locally Raised Funds	\$ 14,755.59	\$ 14,010.50
	Opening Balance	\$ 78,725.00	\$ 78,725.06
	Student Centred Funding	\$ 246,958.83	\$ 246,958.83
	Total Cash Funds Available	\$ 340,439.42	\$ 339,694.39
	Total Salary Allocation	\$ -	\$ -
	Total Funds Available	\$ 340,439.42	\$ 339,694.39



	Expenditure - Cash and Salary	Budget	Actual
1	Administration	\$ 68,174.79	\$ 26,654.96
2	Lease Payments	\$ 12,000.00	\$ 6,402.27
3	Utilities, Facilities and Maintenance	\$ 81,591.00	\$ 53,733.34
4	Buildings, Property and Equipment	\$ 27,081.18	\$ 3,510.87
5	Curriculum and Student Services	\$ 100,902.79	\$ 38,646.47
6	Professional Development	\$ 18,500.00	\$ 8,217.03
7	Transfer to Reserve	\$ 10,000.00	\$ 10,000.00
8	Other Expenditure	\$ 2,205.00	\$ 403.60
9	Payment to CO, Regional Office and Other Schools	\$ 17,450.00	\$ 17,450.00
10	Residential Operations	\$ -	\$ -
11	Residential Boarding Fees to CO (Ag Colleges only)	\$ -	\$ -
12	Farm Operations (Ag and Farm Schools only)	\$ -	\$ -
13	Farm Revenue to CO (Ag and Farm Schools only)	\$ -	\$ -
14	Camp School Fees to CO (Camp Schools only)	\$ -	\$ -
	Total Goods and Services Expenditure	\$ 337,904.76	\$ 165,018.54
	Total Forecast Salary Expenditure	\$ -	\$ -
	Total Expenditure	\$ 337,904.76	\$ 165,018.54
	Cash Budget Variance	\$ 2,534.66	



Cash Position as at:

Bank Balance	\$ 209,177.85
Made up of:	
1 General Fund Balance	\$ 174,675.85
2 Deductible Gift Funds	\$ -
3 Trust Funds	\$ -
4 Asset Replacement Reserves	\$ 36,000.00
5 Suspense Accounts	\$ -
6 Cash Advances	\$ -
7 Tax Position	\$ -
Total Bank Balance	\$ 209,177.85